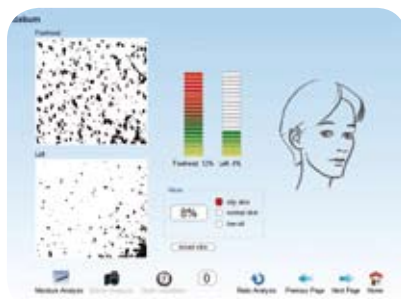
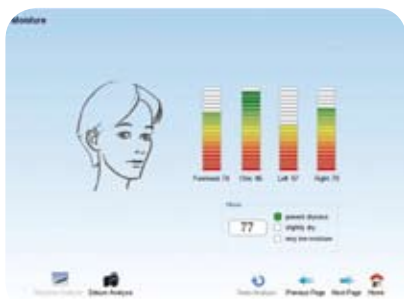


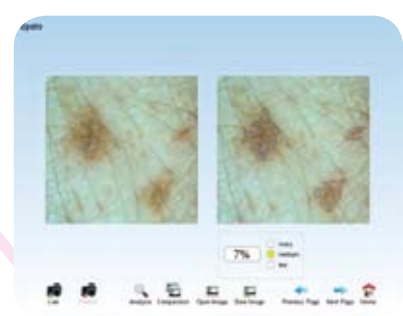
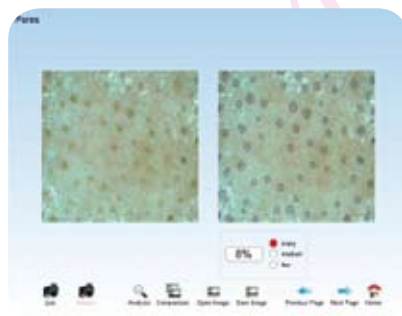
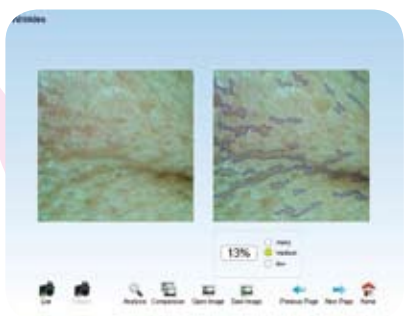
Explore the Skin

Visioscope® Analyzer CM 2010

imaging, moisture & oil



- ideal combination of imaging and measurement parameters moisture & oil
- easy to use software for comparison of images and analysis of pores, spots, lines & wrinkles on the image
- determination of oil by the special foil Sebufix®
- database for customer data, images and results
- software layout is easy to be customized to your company's corporate design



Technical Data:
 Dimensions: 23 x 14.5 x 5 cm, Weight: approx. 1 kg,
 External power supply: 100-240 VAC/12VDC,
 Measuring principles:
 Moisture: capacitance
 Sebum: special foil
 Colour Camera Visioscope® Color 32: image area 6x8 mm
 Technical changes may be made without prior notice.